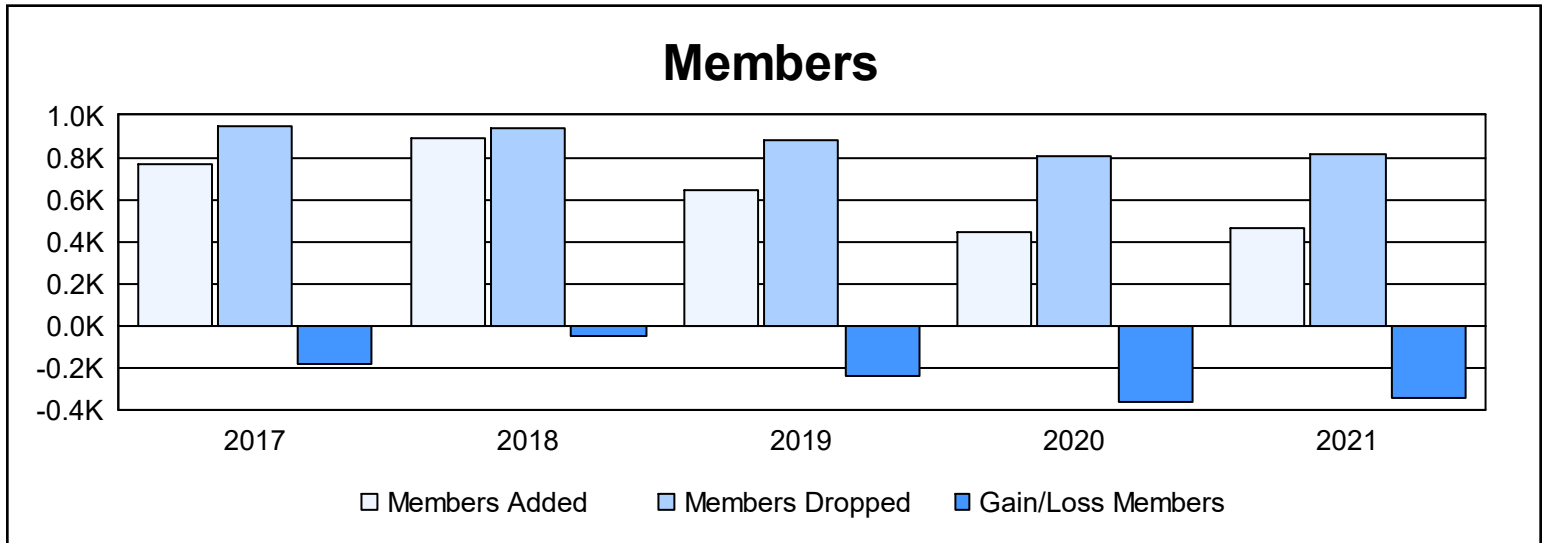
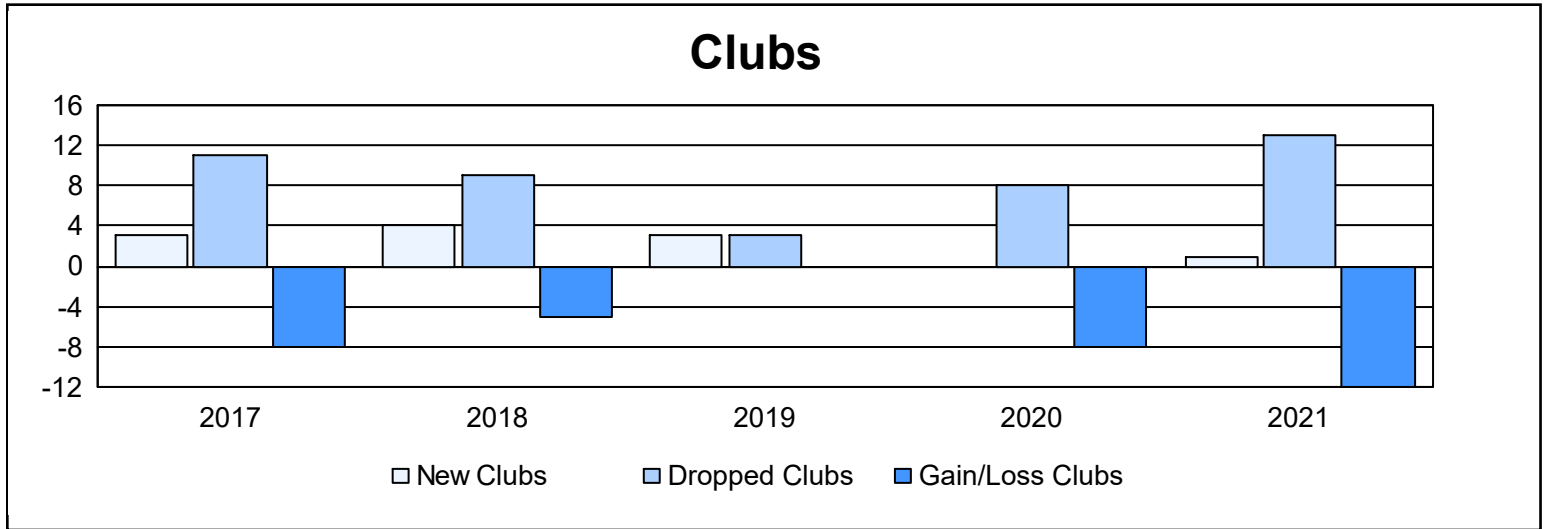
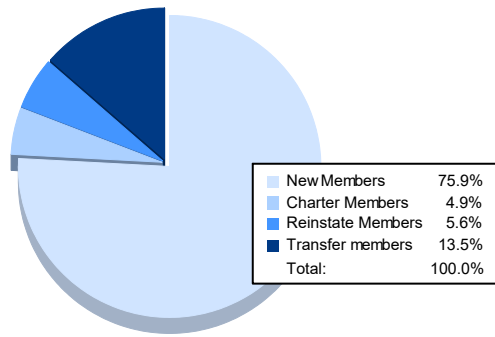


| Year | New Clubs | Dropped Clubs | Gain/ Loss Clubs | New Members | Charter Members | Reinstate Members | Transfer Members | Total Member Added | Total Members Dropped | Gain/ Loss Members |
|----------------|-----------|---------------|------------------|-------------|-----------------|-------------------|------------------|--------------------|-----------------------|--------------------|
| 2016-2017 | 3 | 11 | -8 | 585 | 72 | 38 | 74 | 769 | 950 | -181 |
| 2017-2018 | 4 | 9 | -5 | 612 | 186 | 40 | 50 | 888 | 941 | -53 |
| 2018-2019 | 3 | 3 | 0 | 496 | 90 | 12 | 42 | 640 | 880 | -240 |
| 2019-2020 | 0 | 8 | -8 | 348 | 16 | 37 | 39 | 440 | 802 | -362 |
| 2020-2021 | 1 | 13 | -12 | 353 | 23 | 26 | 63 | 465 | 812 | -347 |
| Average | 2 | 9 | -7 | 479 | 77 | 31 | 54 | 640 | 877 | -237 |



Membership Composition June 2021 Cumulative



Gender Composition June 2021 Cumulative

